




High Current Air Core Inductors



The use of heavy gauge wire allows these parts to have the lowest DCR and highest current ratings of our air-core inductors. They offer Q values of 100 or greater from 150 MHz to 1 GHz.

Request free evaluation samples by contacting Coilcraft or visiting www.coilcraft.com.

Part number ¹	Inductance ² ±5% (nH)	Q ² typ	SRF typ ³ (GHz)	DCR max ⁴ (mOhm)	Irms ⁵ (A)	Wt (mg)
GA3092-AL_	3.7	100	17.5	2.0	7.0	150
GA3093-AL_	6.6	100	4.0	2.0	7.0	220
GA3094-AL_	12.0	140	2.4	2.0	7.0	280
GA3095-AL_	17.5	140	2.2	2.0	7.0	390

1. When ordering, please specify **packaging** code:

GA3095-ALC

Packaging: **C** = 7" machine-ready reel. EIA-481 embossed plastic tape (250 parts per full reel).

B = Less than full reel. In tape, but not machine ready. To have a leader and trailer added (\$25 charge), use code letter C instead.

D = 13" machine-ready reel. EIA-481 embossed plastic tape (1000 parts per full reel). Factory order only, not stocked.

- L and Q measured at 150 MHz, 0.1 Vrms, 0 A using an Agilent/HP 4291A impedance analyzer with an Agilent/HP 16193A test fixture.
 - SRF measured using an Agilent/HP 8722ES network analyzer and a Coilcraft SMD-D test fixture.
 - DCR measured using a micro-ohmmeter.
 - Current that causes a 15°C temperature rise from 25°C ambient.
 - Electrical specifications at 25°C.
- Refer to Doc 362 "Soldering Surface Mount Components" before soldering.

Terminations RoHS compliant tin-silver (96.5/3.5) over copper

Ambient temperature -40°C to +125°C with Irms current, +125°C to +140°C with derated current

Storage temperature Component: -40°C to +140°C.
Tape and reel packaging: -40°C to +80°C

Resistance to soldering heat Max three 40 second reflows at +260°C, parts cooled to room temperature between cycles

Temperature Coefficient of Inductance (TCL) +5 to +70 ppm/°C

Moisture Sensitivity Level (MSL) 1 (unlimited floor life at <30°C / 85% relative humidity)

Mean Time Between Failures (MTBF) 1 billion hours

Packaging 250/7" reel; 1000/13" reel Plastic tape: 16 mm wide, 0.35 mm thick, 12 mm pocket spacing, 4.9 mm pocket depth

PCB washing Tested with pure water or alcohol only. For other solvents, see Doc787_PCB_Washing.pdf.



www.coilcraft.com

US +1-847-639-6400 sales@coilcraft.com
UK +44-1236-730595 sales@coilcraft-europe.com
Taiwan +886-2-2264 3646 sales@coilcraft.com.tw
China +86-21-6218 8074 sales@coilcraft.com.cn
Singapore + 65-6484 8412 sales@coilcraft.com.sg

Document 625-1 Revised 06/21/13

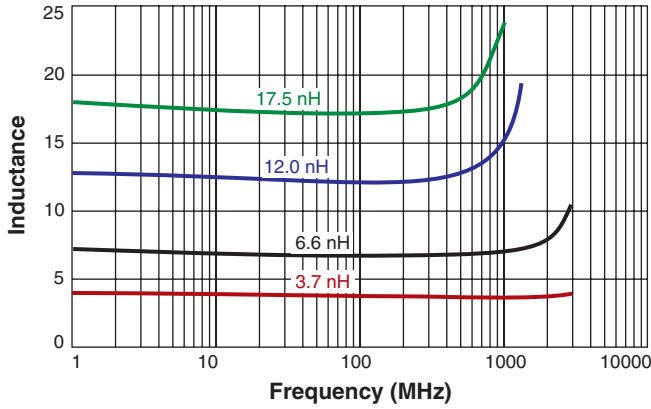
© Coilcraft Inc. 2013

This product may not be used in medical or high risk applications without prior Coilcraft approval. Specification subject to change without notice. Please check web site for latest information.

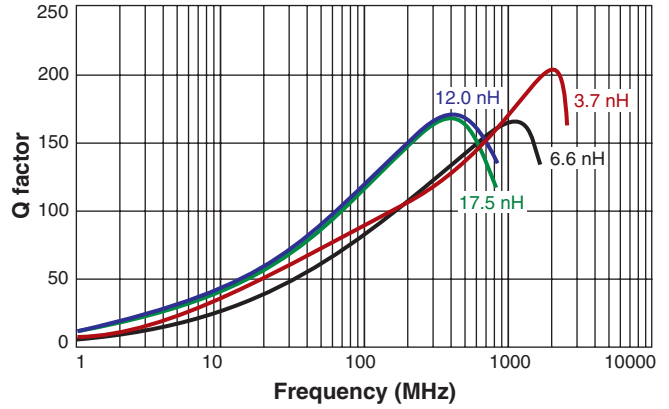


High Current Air Core Inductors

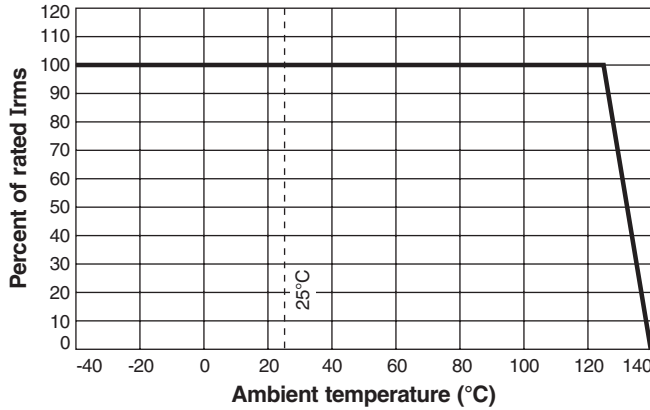
L vs Frequency



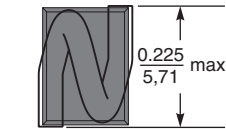
Q vs Frequency



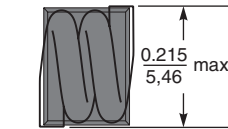
Irms Derating



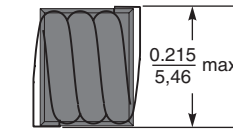
GA3092-AL



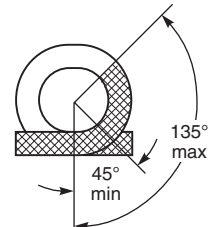
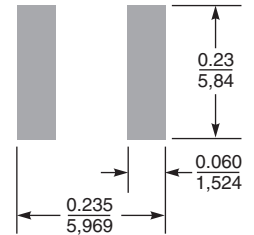
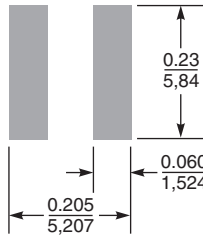
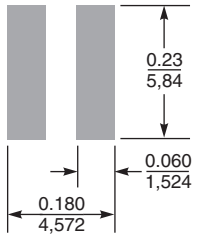
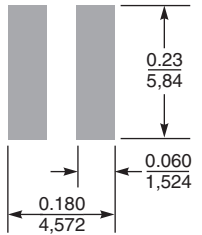
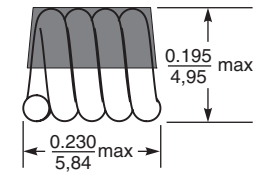
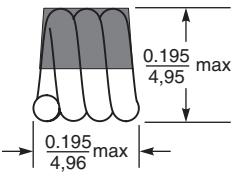
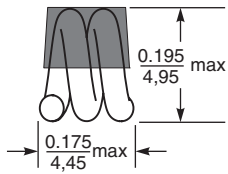
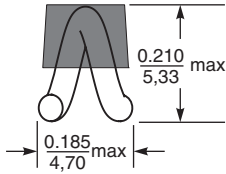
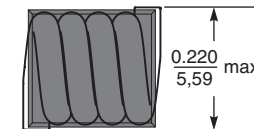
GA3093-AL



GA3094-AL



GA3095-AL



Soldered lead length

Dimensions are in inches/mm

Recommended Land Patterns



www.coilcraft.com

US +1-847-639-6400 sales@coilcraft.com
UK +44-1236-730595 sales@coilcraft-europe.com
Taiwan +886-2-2264 3646 sales@coilcraft.com.tw
China +86-21-6218 8074 sales@coilcraft.com.cn
Singapore + 65-6484 8412 sales@coilcraft.com.sg

Document 625-2 Revised 06/21/13

© Coilcraft Inc. 2013

This product may not be used in medical or high risk applications without prior Coilcraft approval. Specification subject to change without notice. Please check web site for latest information.