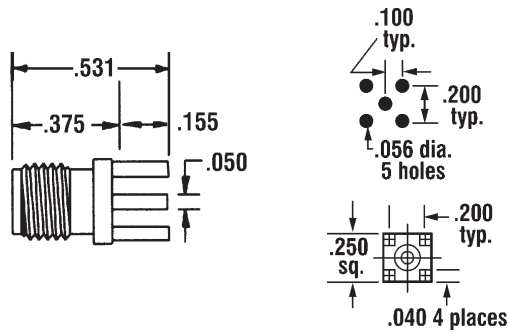


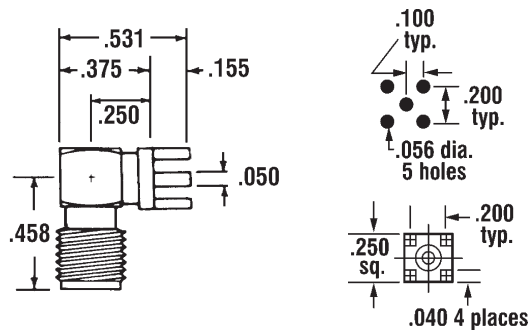
### STRAIGHT JACK



### P.C. MOUNT

MODEL	3115-1	3115B-1	3115EM-1	3115EM-1-1
NOTES	Thru-board (shown)	Thru-board bulkhead (not shown)	Edge mount, .032" board (not shown)	Edge mount, .062" board (not shown)

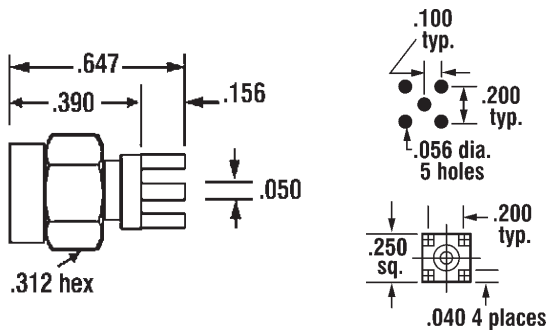
### RIGHT ANGLE JACK



### P.C. MOUNT

MODEL	3114-1	3114P-1
NOTES	PC mount (shown)	Bulkhead PC mount (not shown)

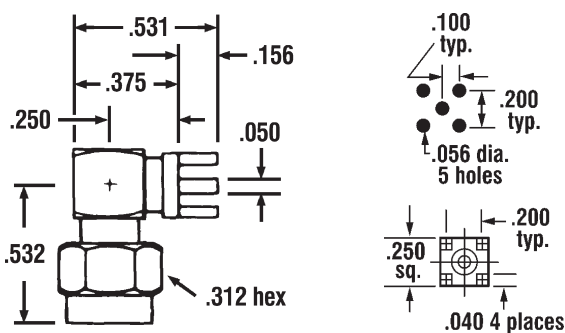
### STRAIGHT PLUG



### P.C. MOUNT

MODEL	3148-1
NOTES	PC mount

### RIGHT ANGLE PLUG



### P.C. MOUNT

MODEL	3149-1
NOTES	PC mount

\* -1 indicates gold plated stainless steel all over.

-9 indicates passivated (stainless finish) except in areas where gold plating is required for solderability.