




Power Chip Inductors - 0805PS Series



- Shielded power chip inductors
- Excellent current handling for a part this size

Designer's Kit C348 contains 6 of each part

Core material Ceramic/Ferrite

Terminations RoHS compliant silver-palladium-platinum-glass frit. Other terminations available at additional cost.

Weight 57.6 – 62.4 mg

Ambient temperature –40°C to +105°C with Irms current, +105°C to +145°C with derated current

Storage temperature Component: –40°C to +145°C. Packaging: –55°C to +80°C

Resistance to soldering heat Max three 40 second reflows at +260°C, parts cooled to room temperature between cycles

Temperature Coefficient of Inductance (TCL) +100 to +250 ppm/°C

Moisture Sensitivity Level (MSL) 1 (unlimited floor life at <30°C / 85% relative humidity)

Mean Time Between Failures (MTBF) 26,315,789 hours

Packaging 1500/7" reel; 7500/13" reel Plastic tape: 8 mm wide, 0.23 mm thick, 4 mm pocket spacing, 2.34 mm pocket depth

PCB washing Only pure water or alcohol recommended

Part number ¹	L ² ±10% (µH)	Q min ³ at 1 MHz	DCR ⁴ max (Ohms)	SRF ⁵ typ (MHz)	Isat ⁶ (A)	Irms ⁷ (A)
0805PS-102KL_	1.0	21	0.14	340	0.90	1.6
0805PS-152KL_	1.5	21	0.18	265	0.85	1.3
0805PS-272KL_	2.7	21	0.33	190	0.60	0.88
0805PS-332KL_	3.3	21	0.46	180	0.55	0.70
0805PS-392KL_	3.9	21	0.72	165	0.50	0.61
0805PS-472KL_	4.7	21	0.81	155	0.43	0.59
0805PS-562KL_	5.6	21	0.91	143	0.38	0.57
0805PS-682KL_	6.8	21	1.26	118	0.32	0.46
0805PS-103KL_	10	21	1.45	66	0.27	0.43
0805PS-153KL_	15	21	1.90	34	0.22	0.34
0805PS-223KL_	22	25	2.48	22	0.18	0.33
0805PS-333KL_	33	25	3.00	17	0.16	0.28
0805PS-473KL_	47	25	3.85	15	0.15	0.26
0805PS-683KL_	68	28	4.42	12	0.12	0.24
0805PS-823KL_	82	30	6.00	12	0.11	0.21
0805PS-104KL_	100	32	6.45	9.0	0.10	0.19
0805PS-124KL_	120	32	7.12	7.7	0.10	0.18
0805PS-154KL_	150	32	7.70	5.0	0.08	0.18
0805PS-224KL_	220	32	12.00	5.0	0.07	0.14
0805PS-334KL_	330	32	18.90	3.5	0.06	0.11

1. When ordering, please specify **termination** and **packaging** codes:

0805PS-334KL_LC

Termination: L = RoHS compliant silver-palladium-platinum-glass frit. Special order: T = RoHS tin-silver-copper (95.5/4/0.5) or S = non-RoHS tin-lead (63/37).

Packaging: C = 7" machine-ready reel. EIA-481 embossed plastic tape (1500 parts per full reel).

B = Less than full reel. In tape, but not machine ready. To have a leader and trailer added (\$25 charge), use code letter C instead.

D = 13" machine-ready reel. EIA-481 embossed plastic tape. Factory order only, not stocked (7500 parts per full reel).

2. Inductance measured at 100 kHz, 0.1 Vrms, using a Coilcraft SMD-A fixture in Agilent/HP 4263B LCR meter.

3. Q measured on an Agilent/HP 4291 with an Agilent/HP 16193 test fixture.

4. DCR measured on a micro-ohmmeter and a Coilcraft CCF840 test fixture.

5. SRF measured using an Agilent/HP 8753D network analyzer and a Coilcraft SMD-D test fixture.

6. DC current at which the inductance drops 10% (typ) from its value without current.

7. Current that causes a 40°C temperature rise from 25°C ambient.

8. Electrical specifications at 25°C.

See Qualification Standards section for environmental and test data.

Refer to Doc 362 "Soldering Surface Mount Components" before soldering.

COILCRAFT ACCURATE
PRECISION REPEATABLE
MEASUREMENTS
SEE INDEX **TEST FIXTURES**

Coilcraft[®]

Specifications subject to change without notice.

Please check our website for latest information. Document 265-1 Revised 09/1907

1102 Silver Lake Road Cary, Illinois 60013 Phone 847/639-6400 Fax 847/639-1469

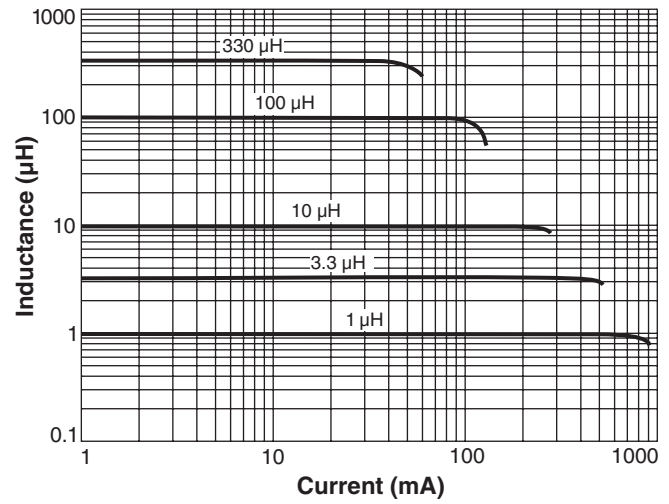
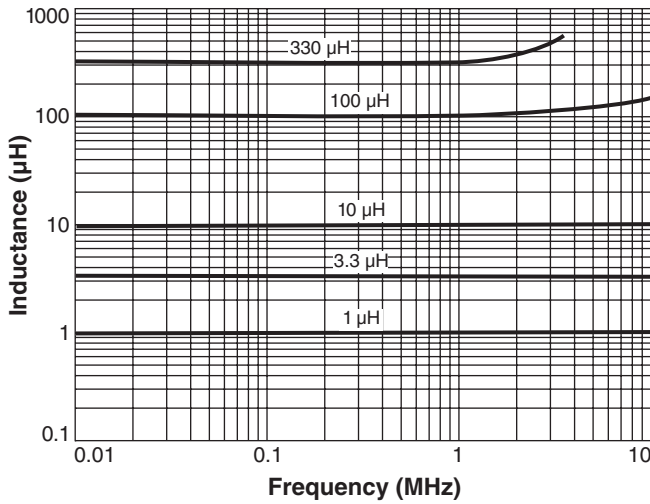
E-mail info@coilcraft.com Web <http://www.coilcraft.com>



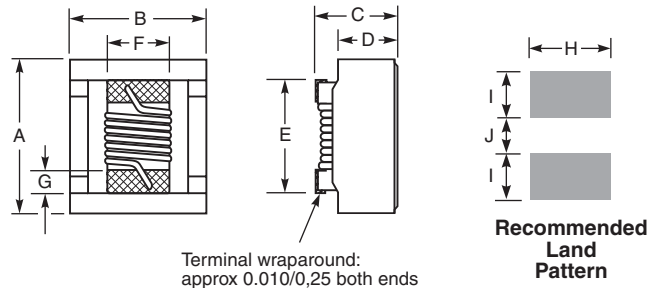
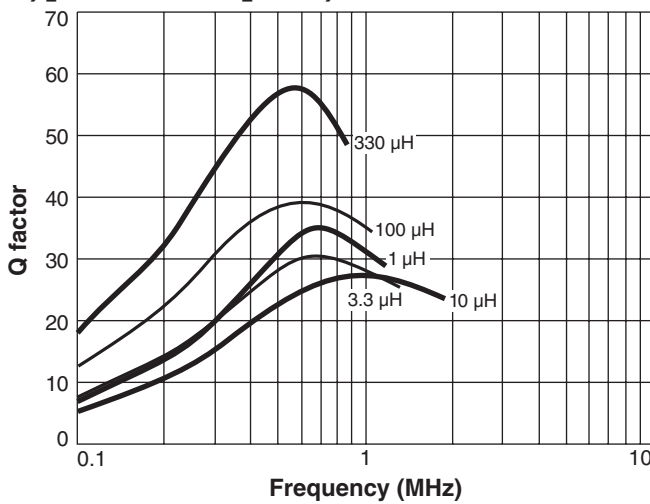
Power Chip Inductors - 0805PS Series

S-Parameter files
ON OUR WEB SITE OR CD
SPICE models
ON OUR WEB SITE OR CD

Typical L vs Frequency Typical L vs Current

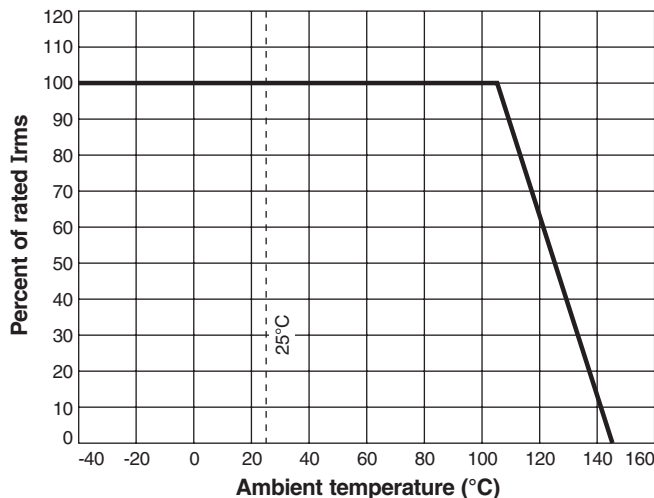


Typical Q vs Frequency



A	B	C	D	E	F	G	H	I	J	
max	max	max								inches
0.133	0.118	0.079	0.053	0.080	0.050	0.020	0.070	0.040	0.030	
3,38	3,00	2,00	1,35	2,03	1,27	0,51	1,78	1,02	0,76	mm

Irms Derating



Specifications subject to change without notice.
Please check our website for latest information. Document 265-2 Revised 09/19/07

1102 Silver Lake Road Cary, Illinois 60013 Phone 847/639-6400 Fax 847/639-1469

E-mail info@coilcraft.com Web <http://www.coilcraft.com>