

# Ceramic High Pass Filter

## HFCN-1500+ HFCN-1500

50Ω 1600 to 5500 MHz



### Maximum Ratings

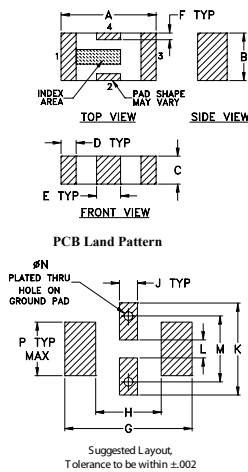
Operating Temperature	-55°C to 100°C
Storage Temperature	-55°C to 100°C
RF Power Input*	7W max. at 25°C

\* Passband rating, derate linearly to 3W at 100°C ambient. Permanent damage may occur if any of these limits are exceeded.

### Pin Connections

RF IN	1
RF OUT	3
GROUND	2,4

### Outline Drawing



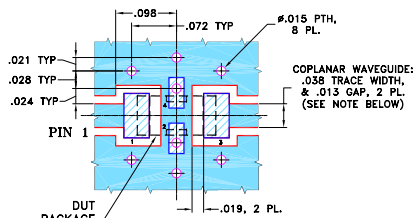
### Outline Dimensions (inch)

A	B	C	D	E	F	G
.126	.063	.037	.020	.032	.009	.169
3.20	1.60	0.94	0.51	0.81	0.23	4.29

H	J	K	L	M	N	P	wt
.087	.024	.122	.024	.087	.012	.071	grams
2.21	0.61	3.10	0.61	2.21	0.30	1.80	.020

### Demo Board MCL P/N: TB-270 Suggested PCB Layout (PL-137)



- NOTES: 1. COPLANAR WAVEGUIDE PARAMETERS ARE SHOWN FOR ROGERS RO4350B WITH THICKNESS .020" ± .0015". COPPER: 1/2 OZ. EACH SIDE. FOR OTHER MATERIALS TRACE WIDTH & GAP MAY NEED TO BE MODIFIED.
2. BOTTOM SIDE OF THE PCB IS CONTINUOUS GROUND PLANE.
- Denotes PCB COPPER LAYOUT WITH SMOBC (SOLDER MASK OVER BARE COPPER)
  - Denotes COPPER LAND PATTERN FREE OF SOLDER MASK

### Features

- low cost
- small size
- 7 sections
- temperature stable
- dc block in/out, breakdown voltage, 1kV typ.
- excellent power handling, 7W
- hermetically sealed

### Applications

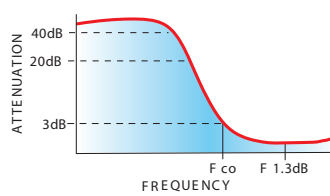
- sub-harmonic rejection and dc blocking
- transmitters/receivers
- lab use

### Electrical Specifications<sup>1</sup> (T<sub>AMB</sub> = 25°C)

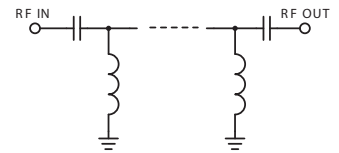
STOP BAND (MHz) Min.	f <sub>co</sub> , MHz Nom.	PASSBAND (MHz)	VSWR (:1) Typ.	POWER INPUT (W)	NO. OF SECTIONS
(loss > 40 dB)	(loss 3 dB) Typ.	(loss < 1.3 dB) (loss < 2 dB) Max. Typ.	Frequency (MHz) Stopband 1.5:1		
1060	1250	1550	20:1	1620-3450	7

1. For applications requiring DC voltage to be applied to the Input or output, use HFCN-1500D (DC Resistance to ground is 100 Mohms min.)

### typical frequency response

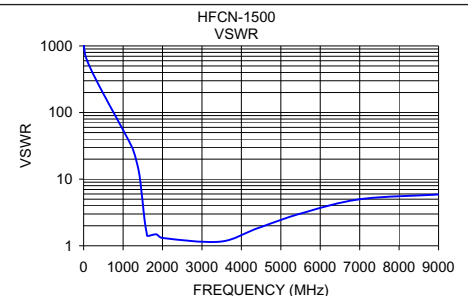
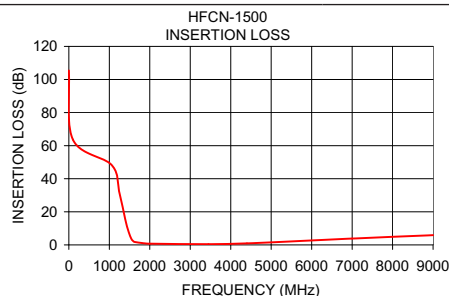


### electrical schematic



### Typical Performance Data at 25°C

Frequency (MHz)	Insertion Loss (dB)	VSWR (:1)
1.00	105.45	1737.18
100.00	63.65	579.06
1060.00	48.22	46.96
1250.00	31.52	28.03
1400.00	14.81	12.89
1480.00	7.64	5.56
1550.00	3.50	2.35
1600.00	2.13	1.54
1620.00	1.83	1.41
1850.00	1.00	1.49
2000.00	0.76	1.31
3450.00	0.45	1.15
4400.00	0.94	1.82
5500.00	2.10	3.04
7000.00	3.85	4.99
9000.00	5.89	5.89



**Mini-Circuits®**  
ISO 9001 ISO 14001 AS 9100 CERTIFIED

minicircuits.com

P.O. Box 350166, Brooklyn, New York 11235-0003 (718) 934-4500 Fax (718) 332-4661 For detailed performance specs & shopping online see Mini-Circuits web site

The Design Engineers Search Engine Provides ACTUAL Data Instantly From MINI-CIRCUITS At: www.minicircuits.com

IF/RF MICROWAVE COMPONENTS

REV. G  
M121640  
HFCN-1500  
EDR-6251/4  
AD/RS/CP/AM  
090218