

Miniature Ceramic Fixed Attenuator

PAT-0+

50Ω 1W 0dB DC to 5000 MHz



Maximum Ratings

Operating Temperature	-55°C to 100°C
Storage Temperature	-55°C to 100°C

Pin Connections

INPUT	1
OUTPUT	3
GROUND	2,4

Features

- wideband, DC to 5000 MHz
- excellent VSWR, through entire band
- miniature size
- aqueous washable

CASE STYLE: AF320
PRICE: \$2.95 ea. QTY (10-49)

+ RoHS compliant in accordance with EU Directive (2002/95/EC)

The +Suffix has been added in order to identify RoHS Compliance. See our web site for RoHS Compliance methodologies and qualifications.

Applications

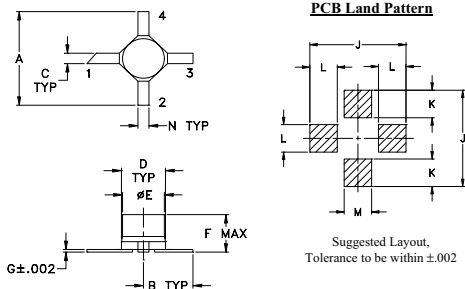
- power leveling
- impedance match improvement

Electrical Specifications at 25°C

FREQ. RANGE (MHz)	ATTENUATION (dB)			VSWR (:1) Max.			MAX. INPUT POWER (W)
	DC-1 GHz	DC-2.5 GHz	DC-f _u GHz	DC-1 GHz	DC-2.5 GHz	DC-f _u GHz	
DC-5000	0+0.2	0.2	0.4	1.2	1.3	1.55	1

1. RF power at 25°C case temperature: 1 Watt. Derate linearly to 0.1 Watt at 100°C.

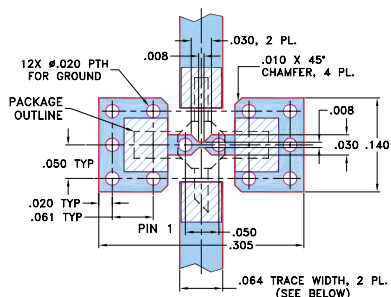
Outline Drawing



Outline Dimensions (inch/mm)

A	B	C	D	E	F	G
.200	.100	.020	.070	.068	.057	.005
5.08	2.54	0.51	1.78	1.73	1.45	0.13
H	J	K	L	M	N	wt
--	.230	.065	.060	.080	.040	grams
--	5.84	1.65	1.52	2.03	1.02	0.04

Demo Board MCL P/N: TB-319 Suggested PCB Layout (PL-208)



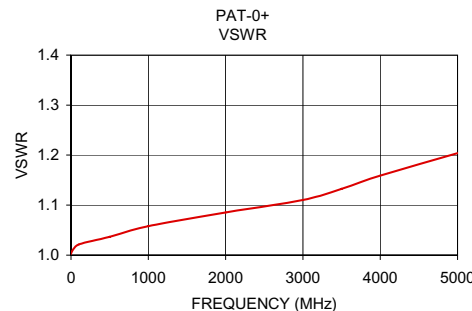
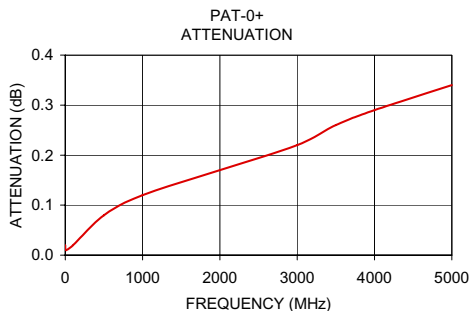
NOTES:

1. TRACE WIDTH IS SHOWN FOR ROGERS RO4350B WITH DIELECTRIC THICKNESS .030" ± .002"; COPPER: 1/2 OZ. EACH SIDE. FOR OTHER MATERIALS TRACE WIDTH MAY NEED TO BE MODIFIED.
2. BOTTOM SIDE OF THE PCB IS CONTINUOUS GROUND PLANE.

- DENOTES PCB COPPER LAYOUT WITH SMOBC (SOLDER MASK OVER BARE COPPER)
- DENOTES COPPER LAND PATTERN FREE OF SOLDER MASK

Typical Performance Data

Frequency (MHz)	Attenuation (dB)	VSWR (:1)
1.00	0.02	1.00
10.00	0.01	1.01
100.00	0.02	1.02
500.00	0.08	1.04
1000.00	0.12	1.06
2000.00	0.17	1.09
3000.00	0.22	1.11
3500.00	0.26	1.13
4000.00	0.29	1.16
5000.00	0.34	1.20



Mini-Circuits®
ISO 9001 ISO 14001 CERTIFIED

ALL NEW
minicircuits.com

P.O. Box 350166, Brooklyn, New York 11235-0003 (718) 934-4500 Fax (718) 332-4661 For detailed performance specs & shopping online see Mini-Circuits web site



The Design Engineers Search Engine Provides ACTUAL Data Instantly From MINI-CIRCUITS At: www.minicircuits.com

RF/IF MICROWAVE COMPONENTS

REV. G
M108294
PAT-0+
070628