

# Surface Mount Voltage Controlled Oscillator

## ROS-1000V+ ROS-1000V

### Linear Tuning 900 to 1000 MHz

#### Features

- low phase noise, -102 dBc/Hz at 10 KHz offset, typ.
- linear tuning sensitivity, 12-16 MHz/V typ.
- 5V power supply
- aqueous washable

#### Applications

- radio
- cellular



CASE STYLE: CK605  
PRICE: \$15.95 ea. QTY (5-49)

**+ RoHS compliant in accordance  
with EU Directive (2002/95/EC)**

The +Suffix identifies RoHS Compliance. See our web site for RoHS Compliance methodologies and qualifications.

#### Electrical Specifications

FREQUENCY (MHz)		POWER OUTPUT (dBm)	TUNING VOLTAGE (V)		PHASE NOISE (dBc/Hz) SSB at offset frequencies: Typ.				PULLING pk-pk @ 12 dB (MHz)	PUSHING (MHz/V)	TUNING SENSITIVITY (MHz/V)	HARMONICS (dBc)		3 dB MODULATION BANDWIDTH (MHz)	DC OPERATING POWER	
Min.	Max.	Typ.	Min.	Max.	1 kHz	10 kHz	100 kHz	1 MHz	Typ.	Typ.	Typ.	Typ.	Max.	Typ.	Vcc (volts)	Current (mA) Max.
900	1000	0	0.5	12	-74	-102	-122	-140	1.0	0.4	12-16	-30	-20	8.0	5	25

#### Pin Connections

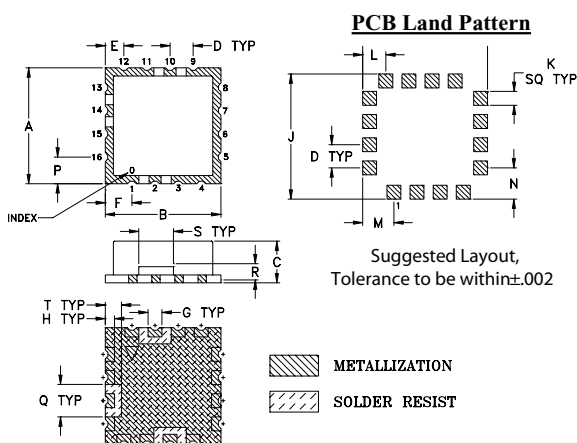
RF OUT	10
VCC	14
V-TUNE	2
GROUND	1,3,4,5,6,7,8,9,11,12,13,15,16

#### Maximum Ratings

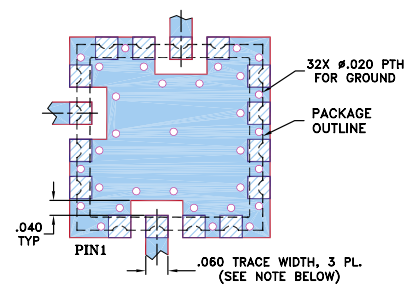
Operating Temperature	-55°C to 85°C
Storage Temperature	-55°C to 100°C
Absolute Max. Supply Voltage (Vcc)	+6V
Absolute Max. Tuning Voltage (Vtune)	+15V

all specifications: 50 ohm system

#### Outline Drawing



#### Demo Board MCL PIN: TB-10 Suggested PCB Layout (PL-012)



- NOTES:
1. TRACE WIDTH IS SHOWN FOR FR4 WITH DIELECTRIC THICKNESS .030" ± .002"; COPPER: 1/2 OZ. EACH SIDE. FOR OTHER MATERIALS TRACE WIDTH MAY NEED TO BE MODIFIED.
  2. BOTTOM SIDE OF THE PCB IS CONTINUOUS GROUND PLANE.
- Legend:  
 DENOTES PCB COPPER LAYOUT WITH SMOBC (SOLDER MASK OVER BARE COPPER)  
 DENOTES COPPER LAND PATTERN FREE OF SOLDER MASK

#### Outline Dimensions (inch/mm)

A	B	C	D	E	F	G	H	J	K	L	M	N	P	Q	R	S	T	wt.
.500	.500	.180	.100	.080	.115	.060	.040	.540	.060	.100	.135	.135	.115	.140	.070	.150	.070	grams
12.70	12.70	4.57	2.54	2.03	2.92	1.52	1.02	13.72	1.52	2.54	3.43	3.43	2.92	3.56	1.78	3.81	1.78	1.0



P.O. Box 350166, Brooklyn, New York 11235-0003 (718) 934-4500 Fax (718) 332-4661 For detailed performance specs & shopping online see Mini-Circuits web site



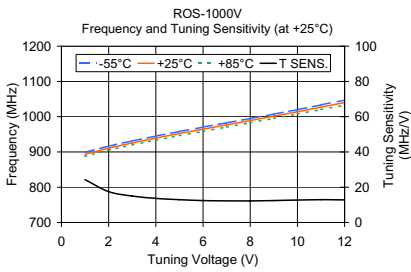
The Design Engineers Search Engine Provides ACTUAL Data Instantly From MINI-CIRCUITS At: [www.minicircuits.com](http://www.minicircuits.com)

RF/IF MICROWAVE COMPONENTS

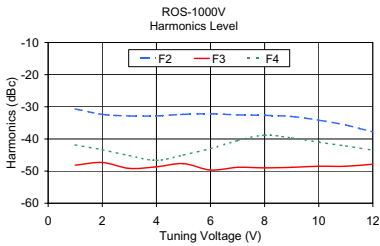
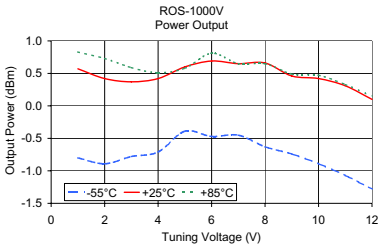
REV. C  
M102713  
ED-8330/2  
ROS-1000V  
MM/TD/CP/AM  
070705  
Page 1 of 2

# ROS-1000V+ ROS-1000V

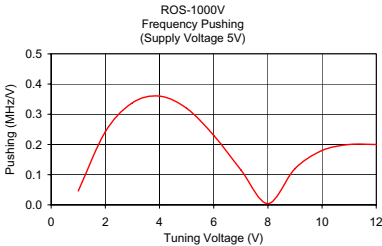
## Performance Data & Curves



V TUNE	TUNING SENS. (MHz/V)	FREQUENCY (MHz)			POWER OUTPUT (dBm)		
		-55°C	+25°C	+85°C	-55°C	+25°C	+85°C
1.00	24.28	899.10	893.15	887.76	-0.80	0.57	0.83
2.00	17.50	916.42	910.66	905.22	-0.89	0.42	0.73
3.00	14.96	931.38	925.62	920.03	-0.78	0.37	0.59
4.00	13.68	945.08	939.30	933.53	-0.71	0.42	0.51
5.00	12.91	958.03	952.21	946.29	-0.39	0.60	0.58
6.00	12.44	970.51	964.66	958.63	-0.47	0.69	0.81
7.00	12.25	982.75	976.91	970.81	-0.45	0.65	0.65
8.00	12.24	994.95	989.15	982.99	-0.63	0.66	0.65
9.00	12.43	1007.34	1001.58	995.33	-0.74	0.46	0.49
10.00	12.72	1020.15	1014.30	1007.86	-0.89	0.42	0.47
11.00	12.92	1033.49	1027.22	1020.46	-1.07	0.31	0.33
12.00	12.81	1047.09	1040.03	1032.75	-1.28	0.10	0.15



V TUNE	HARMONICS (dBc)			FREQ. PUSHING (MHz/V)
	F2	F3	F4	
1.00	-30.66	-48.16	-41.83	0.05
2.00	-32.33	-47.33	-43.33	0.24
3.00	-32.84	-49.17	-45.17	0.34
4.00	-32.83	-48.66	-46.66	0.36
5.00	-32.33	-47.67	-45.00	0.32
6.00	-32.17	-49.67	-43.00	0.23
7.00	-32.50	-48.83	-40.50	0.12
8.00	-32.66	-49.00	-38.83	0.00
9.00	-33.00	-48.84	-39.67	0.12
10.00	-34.17	-48.50	-41.00	0.18
11.00	-35.67	-48.50	-42.17	0.20
12.00	-37.83	-47.84	-43.50	0.20



P.O. Box 350166, Brooklyn, New York 11235-0003 (718) 934-4500 Fax (718) 332-4661 For detailed performance specs & shopping online see Mini-Circuits web site



The Design Engineers Search Engine Provides ACTUAL Data Instantly From MINI-CIRCUITS At: [www.minicircuits.com](http://www.minicircuits.com)

RF/IF MICROWAVE COMPONENTS