

Surface Mount RF Transformer

50Ω

0.1 to 300 MHz

T1.5-1-KK81+ T1.5-1-KK81



Maximum Ratings

Operating Temperature	-20°C to 85°C
Storage Temperature	-55°C to 100°C
RF Power	250mW
DC Current	30mA

Pin Connections

PRIMARY DOT	4
PRIMARY	6
SECONDARY DOT	3
SECONDARY	1
SECONDARY CT	—
NOT USED	2,5

Features

- wideband, 0.1 to 300 MHz
- excellent return loss
- also available with plug-in (X65) and flat-pack (W38) leads

Applications

- VHF/UHF
- receivers/transmitters
- impedance matching

CASE STYLE: KK81
PRICE: \$4.45 ea. QTY (1-9)

+ RoHS compliant in accordance with EU Directive (2002/95/EC)

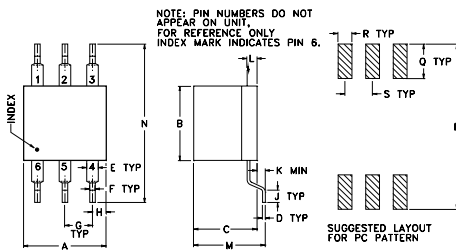
The +Suffix identifies RoHS Compliance. See our web site for RoHS Compliance methodologies and qualifications.

Transformer Electrical Specifications

Ω RATIO (Secondary/Primary)	FREQUENCY (MHz)	INSERTION LOSS*		
		3 dB MHz	2 dB MHz	1 dB MHz
1.5	0.1-300	0.1-300	0.2-150	0.5-80

* Insertion Loss is referenced to mid-band loss, 0.4 dB typ.

Outline Drawing

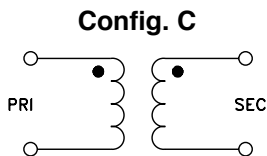


Outline Dimensions (inch/mm)

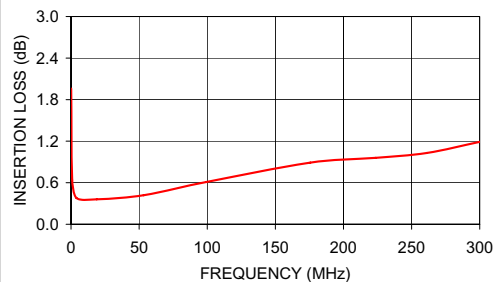
A	B	C	D	E	F	G	H	J
.30	.27	.23	.010	.042	.020	.100	.05	.05
7.62	6.86	5.84	0.25	1.07	0.51	2.54	1.27	1.27
K	L	M	N	P	Q	R	S	wt
.020	.036	.26	.575	.600	.125	.050	.100	grams
0.51	0.91	6.60	14.61	15.24	3.18	1.27	2.54	0.50

Typical Performance Data

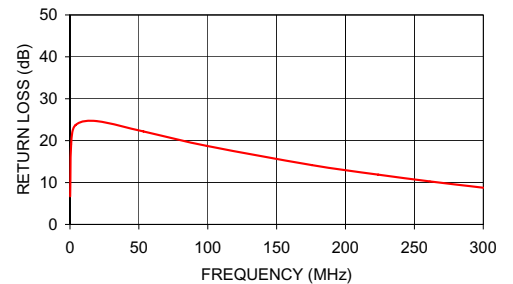
FREQUENCY (MHz)	INSERTION LOSS (dB)	INPUT R. LOSS (dB)
0.10	1.96	6.70
0.85	0.64	19.19
4.00	0.38	23.71
18.93	0.36	24.68
53.35	0.42	22.20
99.34	0.61	18.74
175.64	0.89	14.16
223.68	0.96	11.88
261.29	1.03	10.26
300.00	1.19	8.75



T1.5-1-KK81
INSERTION LOSS



T1.5-1-KK81
INPUT RETURN LOSS



Mini-Circuits®
ISO 9001 ISO 14001 CERTIFIED

ALL NEW
minicircuits.com

P.O. Box 350166, Brooklyn, New York 11235-0003 (718) 934-4500 Fax (718) 332-4661 For detailed performance specs & shopping online see Mini-Circuits web site



The Design Engineers Search Engine Provides ACTUAL Data Instantly From MINI-CIRCUITS At: www.minicircuits.com

RF/IF MICROWAVE COMPONENTS

REV. A
M98898
T1.5-1-KK81
IG/TD/CP
070802