


Surface Mount RF Transformer

TC1-1+

50Ω 1.5 to 500 MHz



CASE STYLE: AT224-1
PRICE: \$1.19 ea. QTY (100)

+ RoHS compliant in accordance with EU Directive (2002/95/EC)

The +Suffix has been added in order to identify RoHS Compliance. See our web site for RoHS Compliance methodologies and qualifications.

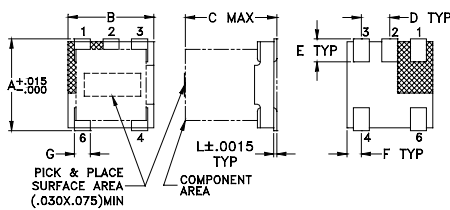
Maximum Ratings

Operating Temperature	-40°C to 85°C
Storage Temperature	-55°C to 100°C
RF Power	0.25W
DC Current	30mA

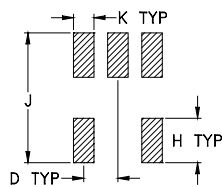
Pin Connections

PRIMARY DOT	6
PRIMARY	4
SECONDARY DOT	1
SECONDARY	3
NOT USED	2

Outline Drawing AT224-1



PCB Land Pattern



Suggested Layout,
Tolerance to be within ±.002

Outline Dimensions (inch/mm)

A	B	C	D	E	F
.150	.150	.160	.050	.040	.025
3.81	3.81	4.06	1.27	1.02	0.64
G	H	J	K	L	wt
.028	.065	.190	.030	.007	grams
0.71	1.65	4.83	0.76	0.18	0.15

Features

- good return loss
- usable over 0.4-500 MHz
- excellent amplitude unbalance, 0.1 dB typ. and phase unbalance, 2 deg typ. in 1 dB bandwidth
- plastic base with leads
- aqueous washable

Applications

- balanced to unbalanced transformation
- push-pull amplifiers

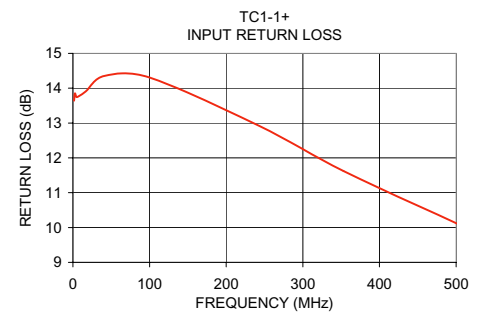
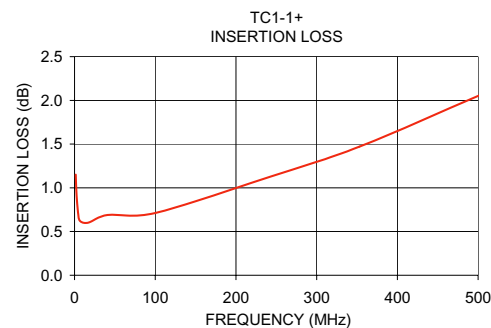
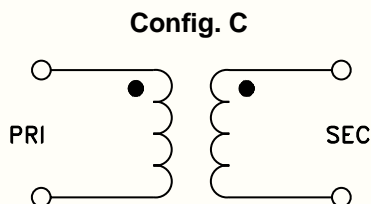
Transformer Electrical Specifications

Ω RATIO	FREQUENCY (MHz)	INSERTION LOSS*		
		3 dB MHz	2 dB MHz	1 dB MHz
1	1.5-500	1.5-500	2.5-400	5-350

* Insertion Loss is referenced to mid-band loss, 0.6 dB typ.

Typical Performance Data

FREQUENCY (MHz)	INSERTION LOSS (dB)	INPUT R. LOSS (dB)
1.51	1.15	13.64
2.49	0.91	13.85
4.35	0.72	13.75
6.87	0.62	13.76
16.75	0.60	13.91
40.86	0.69	14.35
99.67	0.71	14.31
243.10	1.13	12.92
353.08	1.47	11.62
502.30	2.06	10.10



Mini-Circuits®
ISO 9001 ISO 14001 CERTIFIED

ALL NEW
minicircuits.com

P.O. Box 350166, Brooklyn, New York 11235-0003 (718) 934-4500 Fax (718) 332-4661 For detailed performance specs & shopping online see Mini-Circuits web site



The Design Engineers Search Engine Provides ACTUAL Data Instantly From MINI-CIRCUITS At: www.minicircuits.com

RF/IF MICROWAVE COMPONENTS

REV. C
M111888
TC1-1+
IG/TD/CP/AM
080205