

Surface Mount RF Transformer

50Ω 0.5 to 400 MHz

TTCM4-4+ TTCM4-4



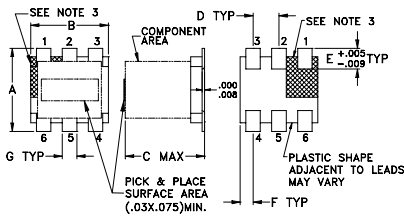
Maximum Ratings

Operating Temperature	-20°C to 85°C
Storage Temperature	-55°C to 100°C
RF Power	250mW
DC Current	30mA

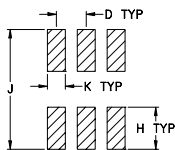
Pin Connections

PRIMARY DOT	4
PRIMARY	6
PRIMARY CT	5
SECONDARY DOT	3
SECONDARY	1
SECONDARY CT	2

Outline Drawing



PCB Land Pattern

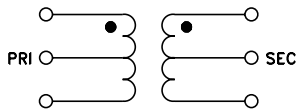


Suggested Layout,
Tolerance to be within ±.002

Outline Dimensions (inch/mm)

A	B	C	D	E	F
.160	.150	.160	.050	.040	.025
4.06	3.81	4.06	1.27	1.02	0.64
G	H	J	K	wt	
.028	.065	.190	.030	grams	
0.71	1.65	4.83	0.76	0.15	

Config. B



Features

- wideband, 0.5 to 400 MHz
- excellent amplitude (0.1 dB typ.) and phase unbalance (1° typ.)
- plastic base with solder plated leads
- aqueous washable

Applications

- impedance matching

CASE STYLE: DB714
PRICE: \$1.29 ea. QTY (100)

+ RoHS compliant in accordance with EU Directive (2002/95/EC)

The +Suffix identifies RoHS Compliance. See our web site for RoHS Compliance methodologies and qualifications.

Transformer Electrical Specifications

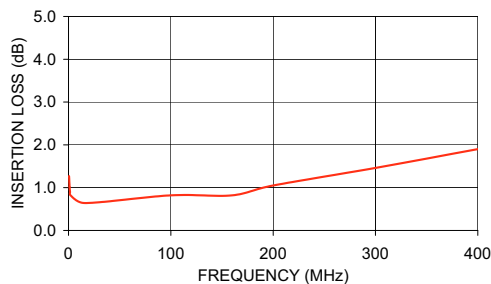
Ω RATIO (Secondary/Primary)	FREQUENCY (MHz)	INSERTION LOSS*			PHASE UNBALANCE (Deg.) Typ.		AMPLITUDE UNBALANCE (dB) Typ.	
		3 dB MHz	2 dB MHz	1 dB MHz	1 dB bandwidth	2 dB bandwidth	1 dB bandwidth	2 dB bandwidth
4	0.5-400	0.5-400	1.3-160	5-100	1	1	0.1	0.1

* Insertion Loss is referenced to mid-band loss, 0.65 dB typ.

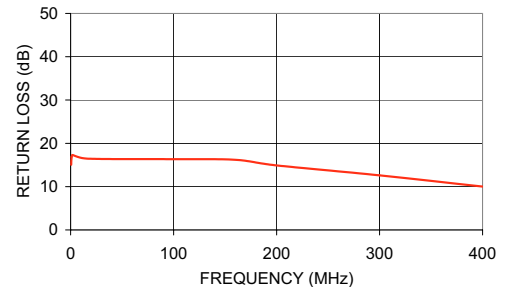
Typical Performance Data

FREQUENCY (MHz)	INSERTION LOSS (dB)	INPUT R. LOSS (dB)	AMPLITUDE UNBALANCE (dB)	PHASE UNBALANCE (Deg.)
0.50	1.27	15.05	0.02	0.21
1.00	1.02	16.86	0.02	0.16
1.50	0.90	17.24	0.02	0.11
2.00	0.82	17.30	0.03	0.04
16.00	0.64	16.47	0.04	0.12
100.00	0.82	16.33	0.01	0.43
160.00	0.82	16.19	0.10	0.50
200.00	1.05	14.91	0.16	0.34
300.00	1.46	12.61	0.38	0.93
400.00	1.90	10.01	0.61	4.56

TTCM4-4
INSERTION LOSS



TTCM4-4
INPUT RETURN LOSS



Mini-Circuits®
ISO 9001 ISO 14001 CERTIFIED

ALL NEW
minicircuits.com

P.O. Box 350166, Brooklyn, New York 11235-0003 (718) 934-4500 Fax (718) 332-4661 For detailed performance specs & shopping online see Mini-Circuits web site



The Design Engineers Search Engine Provides ACTUAL Data Instantly From MINI-CIRCUITS At: www.minicircuits.com

RF/IF MICROWAVE COMPONENTS

REV. D
M114760
TTCM4-4
ED-8302/2
IGTD/CP/AM
071129